



18 GHz SMA N/O D.P.3.T. SWITCH

issue  
23.feb.94

Page  
1 / 2

OPTIONS :/SUPP.DIODES

**R F CHARACTERISTICS**

FREQUENCY RANGE : 0 - 18 GHz  
 IMPEDANCE : 50 Ohms

FREQUENCY (GHz)	0 - 3	3 - 8	8 -12.4	12.4- 18
V.S.W.R <=	1.20	1.30	1.40	1.50
INSERT. LOSS <=	0.20 dB	0.30 dB	0.40 dB	0.50 dB
ISOLATION >=	80 dB	70 dB	60 dB	60 dB
AVER. POWER (*)	120 W	80 W	60 W	50 W

**ELECTRICAL CHARACTERISTICS**

ACTUATOR : N/O  
 NOMINAL CURRENT AT 25° C (±10%) : 102 mA  
 ACTUATOR VOLTAGE (Vcc) : 28V (24 to 30V) / NEGATIVE COMMON  
 TERMINALS : solder pins (250° C max./30 sec.)

**MECHANICAL CHARACTERISTICS**

CONNECTORS : SMA female per MIL C 39012  
 LIFE : 2.000.000 operations  
 SWITCHING TIME (nominal voltage;25° C) : < 10 ms  
 CONSTRUCTION : splashproof  
 WEIGHT : < 100 g

**ENVIRONMENTAL CHARACTERISTICS**

OPERATING TEMPERATURE RANGE (°C) : -40 , +85  
 STORAGE TEMPERATURE RANGE (°C) : -55 , +85

(\* : average power at 25° C)

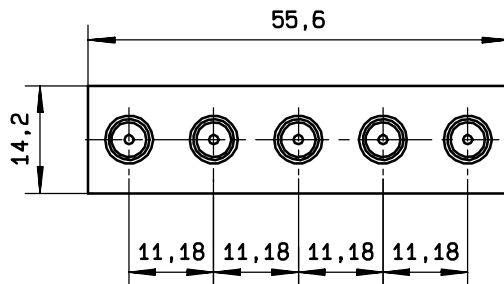
This information is given as an indication. In the continual goal to improve our products, we reserve the right to make any modifications judged necessary

4112-9212

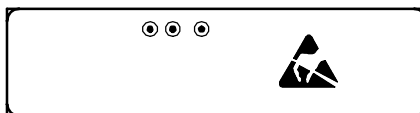
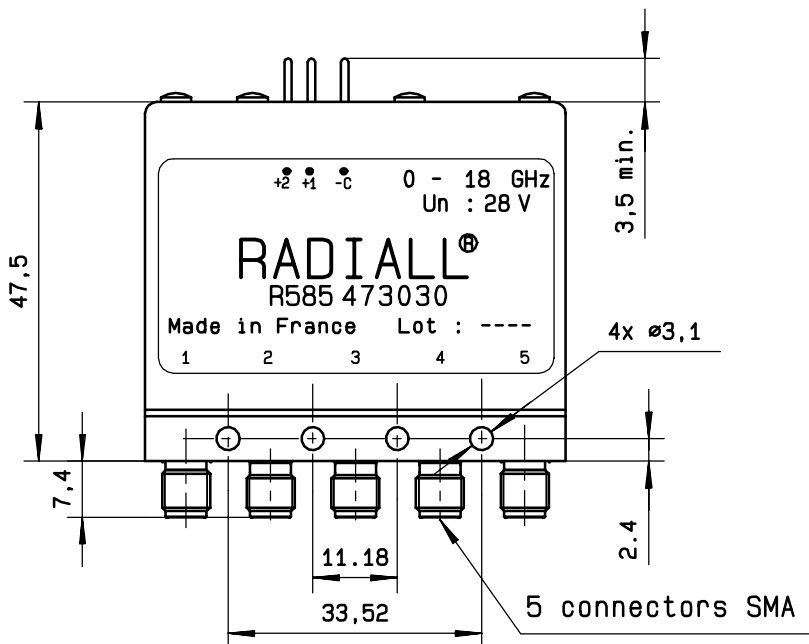
CREATION				
N° :				
PEN/EP:CAT				
Name: TR				
Date: 23.feb.94				
APP.:	ISSUE	REVISIONS		APPR.

**RADIAL<sup>®</sup>**  
 101. rue P. Hoffmann -Z.I Ouest-  
 93116 ROSNY/BOIS Cedex-FRANCE  
 Phone: 33(1)49353535  
 Fax : 33(1)48546363  
 Twx RADIA 235220F

**DRAWING**



General tolerance: ± 0,5 mm



**SCHEMATIC DIAGRAM**

Voltage	RF continuity
- C + 1	1 ↔ 2 / 3 ↔ 4
- C + 2	2 ↔ 3 / 4 ↔ 5
De-energized	1 ↔ 2 / 4 ↔ 5

RF input

